


Dipladenia Flordenia


Mandevilla hybrida



Dummen is excited to introduce our dipladenia breeding and callus cutting production to North American Growers. Dummen has been breeding and selecting dipladenia for over 10 years focused on early blooming with a range of habits to fit different programs. All selections are done in conditions that can exceed 100° F to ensure summer performance for consumers.



Pink




Dark Red




Plus Pink Blush



Red




Rose



Red Velvet



Summer Red



Neon

STATUS	CULTIVAR CODE	CULTIVAR	VIGOR
NEW	51116	Flordenia Dark Red	Compact-medium vigor
NEW	51121	Flordenia Pink	Compact—Medium vigor
NEW	51105	Flordenia Neon	Compact-medium vigor
NEW	51120	Flordenia Plus Pink Blush	Vigorous
NEW	51107	Flordenia Red	Compact-medium vigor
NEW	51103	Flordenia Red Velvet	Compact-medium vigor
NEW	51108	Flordenia Rose	Compact-medium vigor
NEW	51145	Flordenia Summer Red	Compact-medium vigor

PRODUCTION

Dipladenia Flordenia

Mandevilla hybrida



PROPAGATION

Liner Size and Timing	102/105—5-6 weeks prop time (more rooting time for larger sizes)
Rooting Hormone	Recommended to speed rooting (1,000 ppm IBA powder or liquid dip only coat the basal end).
Mist	Provide just enough mist to rehydrate cuttings and keep them turgid. Too much mist can lead to breakdown.
Bottom Heat	Bottom heat (72-76°F (22-24°C)) is necessary for the first 21-28 days, once roots form temperatures can be lowered.

FERTILITY

Fertilizer Rate	Begin feeding as roots begin to form, starting with 75-100ppmN and increasing up to 175-200ppm N based on EC and pH ranges utilizing a balanced feed w/Ca and Mg.
EC Range	1.5-2.0mS via SME
pH Range	5.8-6.2

CONTAINER SIZE AND TIMING (after transplant)

4" (10cm)	8-10 weeks, 1ppp
6"/trade gallon (15cm)	10-12 weeks, 1ppp
10" Basket (25cm)	12-14 weeks, 3-4ppp

TEMPERATURE

Minimum Required ADT	65-70°F (18-21°C), timing is based on ADT of 74°F (23°C), lower temps = slower finish
Ave. Day Temperature	74-80°F (23-27°C)
Ave. Night Temperature	70-74°F (21-23°C)

IRRIGATION

Irrigation Frequency	Allow the crop to dry between irrigations. Alternate between 2 and 4 moisture level (light brown media to dark brown (but not shiny) media for best nutrient uptake. The best growth control is dry growing.
----------------------	---

LIGHT

Photoperiodic?	Day extension isn't necessary, but will bloom faster with light. Buds initiate with 10+ hour days.
Light Levels	High light in production is recommended, insufficient sunlight will cause plants to stretch and delay blooming.

POTENTIAL DISEASES

Fungal leaf spot, Pythium, Rhizoctonia, Fusarium

POTENTIAL PESTS

Aphids, Mealybugs, Thrips, Spider mites, Whitefly

PINCHING and PGR

- Pinching will encourage branching and encourage a nice bushy habit. 2-4 pinches depending on the size pot to maintain size, shape and branching.
- 300ppm Configure[®] to encourage branching 2-3 weeks after transplant
- 2500ppm B-Nine (daminozide) can be used to tone plants (as early as propagation)

TIPS

- High light and warm temperatures will improve quality and shorten crop times.
- Do not spray PGRs on stressed or weak plants. Plants should be well hydrated prior to treatment.